



Pattern Digest 2024-2025

*Passenger Car, SUV/4x4,
and Light Truck Tires*



www.giti.com

Table Of Contents

Introduction

— A Global Tire Company	3
— A Strong Presence All Around the World	4
— advanztech	6

Product Range

— Tire Mapping	8
— Giti Motorsports Tires	10
— Giti Control	13
— Giti Comfort	17
— Giti 4X4	23
— Giti Van	28
— Giti RunFlat	32
— Giti OEM	34
— Giti OEM Fitment Listing	36
— Tire knowledge	38

A Singapore Based Global Tire Company

Giti Tire has been in the tire business for more than 70 years. The company has become one of the world's largest tire manufacturers, serving customers in more than 130 countries.



5

R&D and Testing Centers

4 R&D in Germany, USA, China, Indonesia, and 1 testing center in Indonesia



5

Manufacturing Plants

3 in China, 1 in Indonesia
1 in the USA



10

Offices

Singapore, Indonesia, Malaysia, China, USA, Canada, U.K., Germany, France and Dubai



More than

27,000

Employees
Worldwide



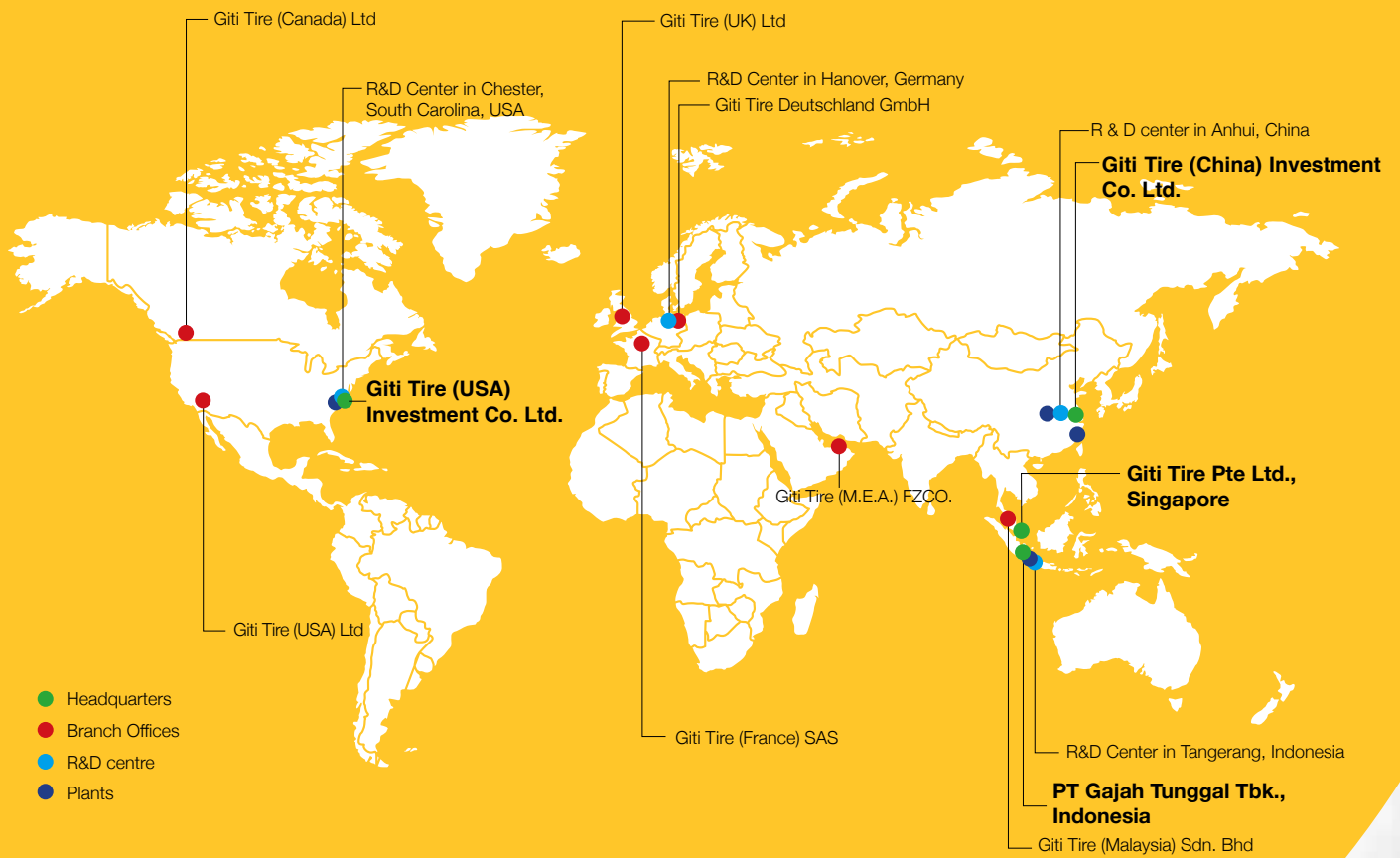
More than

90,000

Points of Sale
In more than 130 countries



A Strong Presence All Around the World





Singapore



Shanghai, China



Tangerang, Indonesia

As a Singapore based global tire company, one of Giti Tire's strengths is its international reach encompassing distribution, facilities, OEM fitments, and brand-driven motorsports.

This begins from Giti's 10 offices, five manufacturing plants in three countries, and tire sales in more than 130 countries around the world, and continues with Giti's highly diverse team-members, partners, and activities globally.

Just having a number of global offices is not enough. True international-connectivity is to have all aspects of the company working together, to best execute strategy, production, and sales on both global and local levels.

International Accreditations



advanztech



Discover More:

[www.giti.com/en-us/
product-services/advanztech](http://www.giti.com/en-us/product-services/advanztech)

Quiet and Comfort

- PDT 3.0
- Noise-SIM Verification Technology
- Motion-Noise Transmissibility Testing Technology
- Envelope guide Technology



Green and Energy Efficient

- Low RR Eco Friendly Compound
- ISOM Profile Deformation Analysis Technology
- RR SimTech 2.0



Safety Without Worry

- WinterSafe Technology
- Track Strengthening Technology
- Anti-Flat Support Ring Technology



Quality and Endurance

- Abrasion-Resistant Rubber Compound
- Tire Footprint Prediction Technology
- Friction-SIM Evaluation System



Precise Control

- Six-component Force Test System
- CARSIM Technology
- GripMax Race-Proven Compound



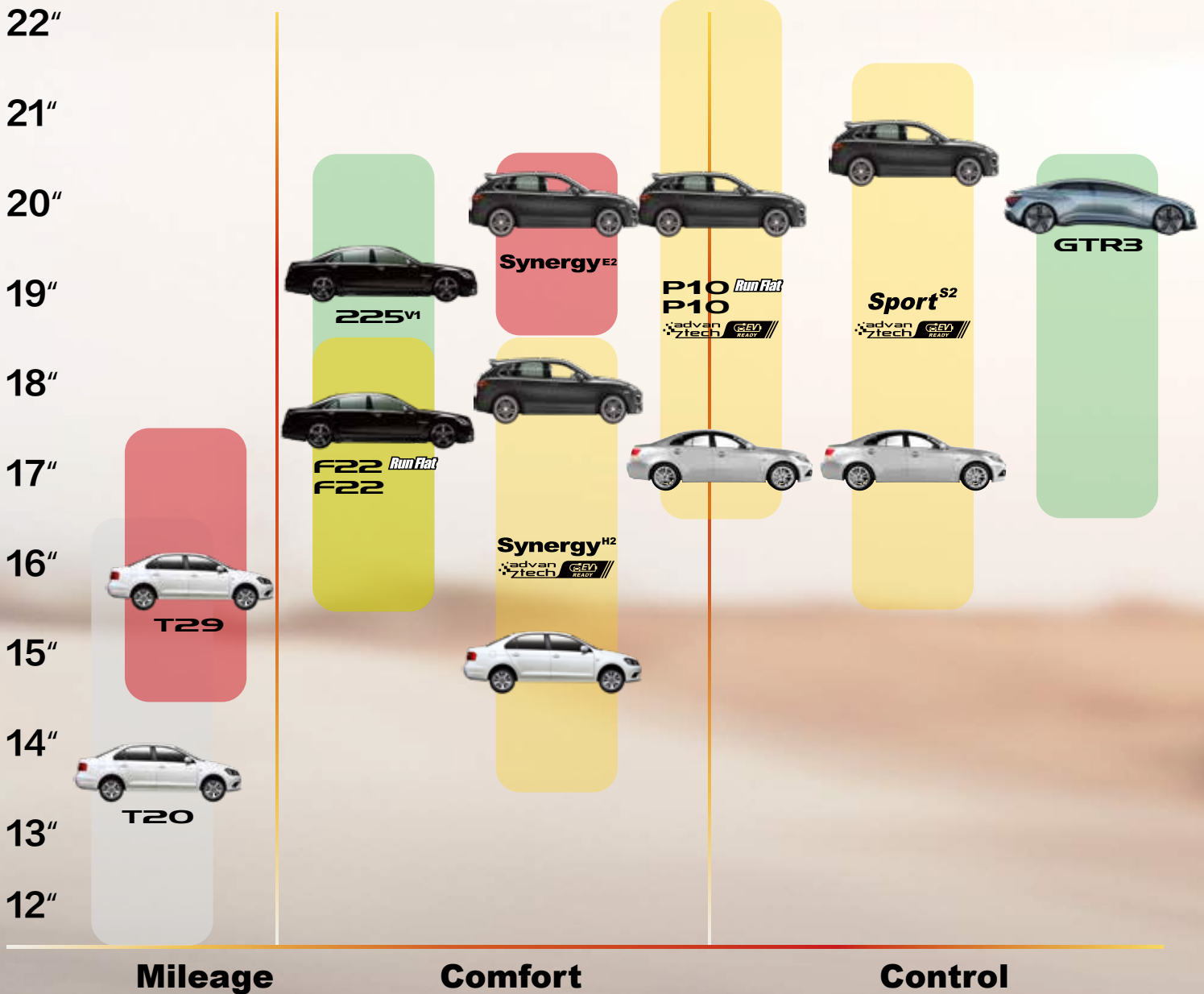
Smart and Innovative

- SmartQual MES
- Tire Life Cycle Management with RFID Technology



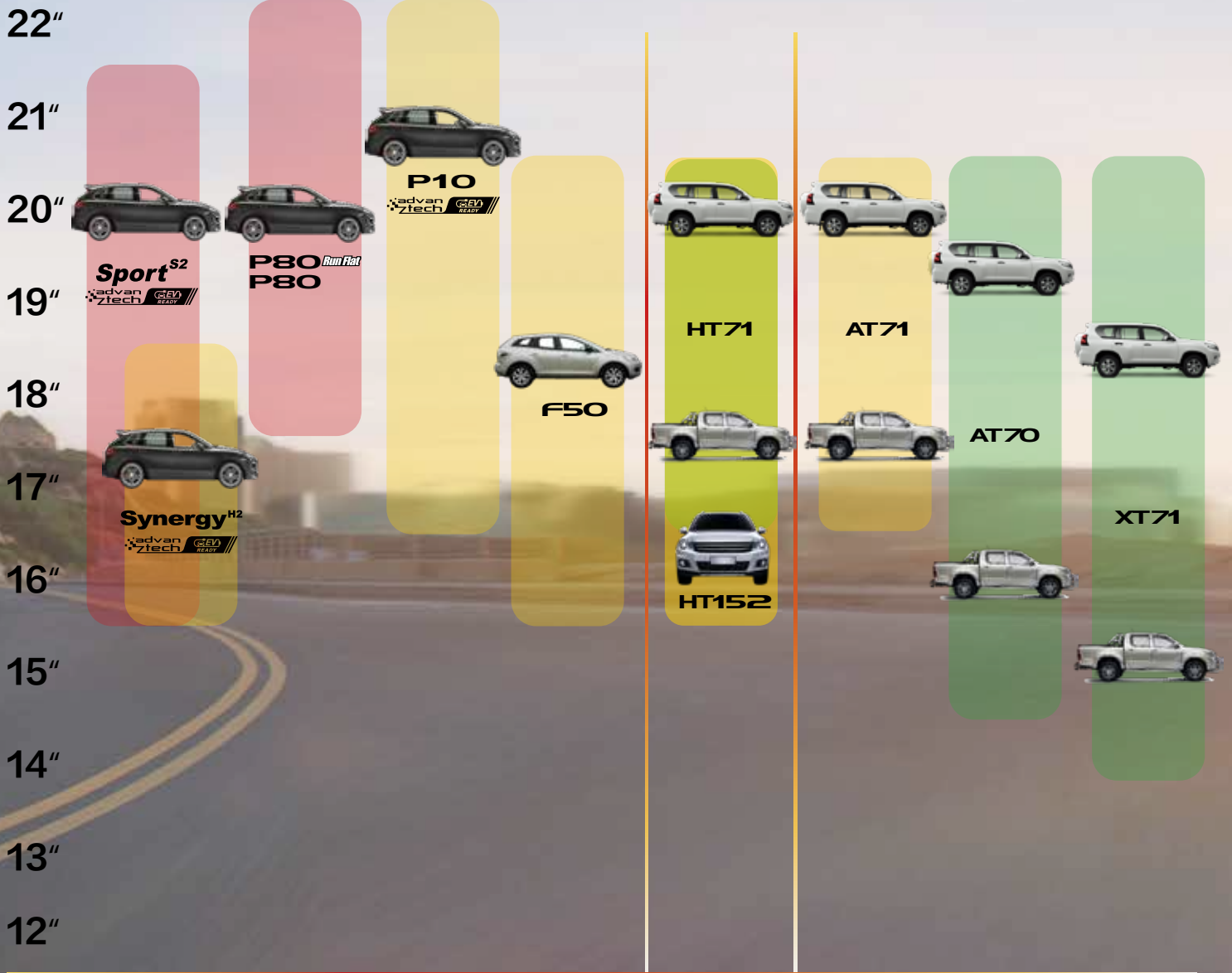
PCR Mapping

Rim Size:



SUV & 4x4 Mapping

Rim Size:



Urban



Highway



All Terrain

Giti Motorsports Tires:

Challenging the Toughest Terrains, Conditions, and Competitions Around the World.



MAXIMUM ENDURANCE OVER 24 HOURS

Giti is participating in the 24 Hours Nürburgring for the fifth year, with the "Girls Only - Ready to rock the Green Hell" team competing in the race



**Giti Compete
GTR1**



POWER UP TOMORROW'S RACING LEADERS

The Formula 3 Asian Championship series bring together top young drivers from around the world, competing throughout Asia and the Middle East



**Giti Compete
GTR1**



DRIVING BIG PERFORMANCE IN SMALL CARS

Giti is the official supplier of the VW Fun Cup in the UK



**Giti Compete
GTR2**



HIGHLY SPIRITED FOR SPORTS CAR DRIVER CLUB

Tires with superb handling and braking performance designed for sporty drivers



Giti Sport GTR3



NO ROADS? NO PROBLEM!

Giti's offroad tires were put to the test in the Borneo Safari race in Malaysia



**GitiCompete
X44
EXTREME1**



TAKING ON THE SANDY DUNES AND OTHER OBSTACLES

Sand and other rugged conditions are handled with these desert-focused tires



**Giti Compete
DESERT 1**

Giti Sport GTR3



100%
STREET LEGAL

Motorsport Expert

German Engineering

The semi-slick is street legal, sports aligned, and optimized for dry conditions. With enhanced performance, it supports speeds of up to more than 300 km/h.

Rim size:

17 - 20"

Aspect Ratio:

30 - 45

Max. speed:

270 - 300km/h



MOTORSPORT-DERIVED COMPOUND

Ensures Maximum Grip on Dry Roads/Tracks



SOLID OUTER SHOULDERS

High Lateral Stiffness Offers Exceptional Grip and Precise Handling During Cornering



SPECIAL BEAD DESIGN

Secure Tire-to-Rim Fit, Enhancing Vehicle Acceleration, Braking, and High-Speed Stability



SUPERB TIRE-ROAD CONTACT

Optimized Pressure Distribution for Enhanced Steering Precision



STRENGTHENED CASING STRUCTURE

Ensures High-Speed Stability

Size	Speed Rating	Load Index	Size	Speed Rating	Load Index	Size	Speed Rating	Load Index
17 225/45ZR17	W	94	19 245/35ZR19	Y	93	20 265/35ZR20	(Y)	95
18 225/40ZR18	W	92	265/35ZR19	(Y)	98	295/30ZR20	(Y)	101
255/35ZR18	W	94	305/30ZR19	(Y)	102	305/30ZR20	(Y)	103
265/35ZR18	W	97	325/30ZR19	(Y)	101			
19 235/35ZR19	Y	91	20 245/35ZR20	(Y)	95			



Giti



GitiSport^{S2}

 German Engineering

Enjoy top-level performance without compromise! Merging the finest control with wet-driving and braking strengths, the German-engineered GitiSport S2 is designed to take premium vehicles to the next level.


Rim size:

 16- 22"

Aspect Ratio:

 35- 55

Max. speed:

 270 - 300 km/h



	Size	Speed Rating	Load Index		Size	Speed Rating	Load Index
16	195/45R16	V	84	19	▲ 245/40R19	Y	98
	205/45R16	W	87		● 245/45R19	Y	102
	215/45R16	V	90		255/35R19	Y	96
17	205/40R17	Y	84		255/40R19	Y	100
	205/45R17	W	88		▲ 255/45R19	Y	104
	215/40R17	Y	87		*255/50R19	Y	107
	215/45R17	Y	91		*255/55R19	Y	111
	▲ 225/45R17	Y	94		▲ 275/30R19	Y	96
	235/45R17	Y	97		▲ 275/35R19	Y	100
	245/45R17	W	99		275/40R19	Y	105
	▲ 225/40R18	Y	92		▲ 285/30R19	Y	98
	▲ 225/45R18	Y	95		▲ 285/40R19	Y	107
	235/40R18	Y	95	20	▲ 245/35R20	Y	95
18	235/45R18	Y	98		*245/45R20	Y	103
	245/40R18	Y	97		255/35R20	Y	97
	▲ 245/45R18	Y	100		▲ *255/45R20	W	105
	255/35R18	Y	94		▲ *255/50R20	Y	109
	255/40R18	Y	99		*265/45R20	Y	104
	255/45R18	Y	103		▲ *265/50R20	W	111
	*255/55R18	Y	109		▲ 275/30R20	Y	97
	▲ 265/35R18	Y	97		*275/40R20	Y	106
	▲ 275/40R18	Y	103		*275/45R20	Y	110
					▲ *285/40R20	Y	108
19	225/35R19	Y	88		▲ 255/35R21	Y	98
	225/40R19	Y	93	21	▲ *255/40R21	Y	102
	225/45R19	Y	96		▲ *265/40R21	Y	105
	▲ 235/35R19	Y	91		▲ 275/35R21	Y	103
	235/40R19	Y	96		▲ *275/40R21	Y	107
	*235/55R19	W	105		*295/35R21	Y	107
	245/35R19	Y	93				
				22	▲ *275/35R22	Y	104

* Sidewall with "SUV"

▲ Sidewall with "Powered by Sparco"



SMOOTH DRIVING

- Optimized pattern block geometry & sequence for low noise and smooth ride



- Strong center section for high speed stability and dry braking



ENHANCED GRIP

- Micro sipes provide suction effect for enhanced grip



- Balanced and stiff shoulders for precise steering and immediate response



WET DRIVING STRENGTHS

- 3 Wide grooves and an additional groove on the outer section for exceptional water drainage



- Innovative new tread compound for extremely short braking distances - Wet Label A

- 14% improved aquaplaning resistance from previous generation





GitiControl P10

As a high-performance tire, GitiControl P10 provides comfort and quiet driving, bringing you and your family a safe and fun ride.

Rim size:

 17 - 22"

Aspect Ratio:

 35 - 60

Max. speed:

 210 - 300km/h



EQUAL FORCE CASING DESIGN

Improves overall handling, lowers irregular wear, and increases tire life.



advanztech
Giti Noise-Reduction Technology

Uses advanced computer calculation methods to get the most optimized pattern design, minimizing driving noise.



P10	Size	Speed Rating	Load Index
17	225/50R17	W	94
	225/55R17	W	97
	235/45R17	W	94
	235/55R17	V	99
18	215/45R18	W	93
	225/45R18	W	95
	225/50R18	V	95/99
	225/55R18	H	102
	225/55R18	V	98
	235/40R18	W	95
	235/45R18	Y	98
	235/50R18	V	101
	235/55R18	V	100
	235/60R18	V	103
	245/40R18	Y	93
	245/45R18	V	96
19	245/45R18	W	100
	245/50R18	W	100
	245/60R18	V	105
	255/55R18	V	109
	225/45R19	W	92
	225/55R19	H	99
	235/40R19	Y	96
	235/45R19	V	99
	235/50R19	V	99
	235/55R19	V	105
	245/35R19	Y	93
	245/40R19	W	98
	245/45R19	V	102
	245/50R19	V	105
20	245/50R19	V	103
	255/40R19	Y	100
	255/45R19	V	100
	255/50R19	V	107
	255/55R19	V	111

P10	Size	Speed Rating	Load Index
20	215/45R20	V	95
	235/45R20	V	100
	235/50R20	V/W	104
	235/55R20	W	102
	245/45R20	V/W	103
	245/50R20	V	102
	255/40R20	Y	101
	255/45R20	W	101
	255/50R20	V	109
	265/40R20	Y	104
21	265/45R20	V	108
	265/45R20	W	104
	275/45R20	W	110
	275/50R20	W	109
	235/45R21	V	101
	255/40R21	V	102
	255/45R21	V	106
	265/40R21	(Y)	105
	265/40R21	V	105
	265/45R21	V	108
22	275/45R21	W	110
	305/35R21	(Y)	109
	265/40R22	V	106
	275/40R22	W	107



QUIET AND COMFORTABLE

- Sound-muting water wave pattern



- Optimal design of variable pitch and dislocation



- Pipe noise optimization technology



PRECISE CONTROL

- 3d design of outer perimeter groove



- Optimized design of transverse groove's cutting angle




BRAKING SAFETY

- Groove pre-deformation technology



- Widened & optimized positioning of longitudinal groove



Note: Available with **GitiSilent** technology

Giti



Giti Control P80

Experience GitiControl P80, Giti's high-performance offering designed for premium vehicles. Combining top technology and advanced wet/dry handling, the P80 is available in both standard and RunFlat versions, providing you with the upmost control.

Rim size:

18 - 22"

Aspect Ratio:

35 - 55

Max. speed:

240 - 300 km/h



advanztech
Precision Handling

A unique construction that locks together for greater rigidity when traction is needed most, without giving up handling and wear performance.

	Size	Speed Rating	Load Index
18	255/55R18	W	109
19	235/55R19	W	101
	255/50R19	W	107
	255/55R19	W	111
20	255/55R20	W	110
	255/50R20	V	109
	265/45R20	Y	104
	265/50R20	V	111
	285/45R20	Y	112
21	275/45R21	W	110
	295/35R21	Y	107
22	265/40R22	V	106
	265/45R22	V	109




COMFORTABLE WHILE DRIVING

- Sufficient elastic of support ring, faster convergence during vibration :
More comfortable under normal tire pressure




PRECISE CONTROL

- Strong Cap ply with Aramid Fiber and sidewall reinforcement design :
Strengthen the crown and side wall to improve control



- Strong double-layer artificial silk materials :
Enhance the impact strength of carcass for better control



SHORTER WET BRAKING DISTANCE

- Soft and smooth tread rubber with multi materials :
Enhanced grip on wet ground



Giti Control



GitiControl 288

GitiControl 288's great look comes with great performance. This ultra-high performance tire for sedan vehicles delivers superior control and wet handling, while providing a quiet ride for luxury loving drivers.

Rim size:

17 - 20"

Aspect Ratio:

35 - 55

Max. speed:

270 - 300 km/h



advanztech
Giti Noise-Reduction
Technology

Uses advanced computer calculation methods to get the most optimized pattern design, minimizing driving noise.

	Size	Speed Rating	Load Index		Size	Speed Rating	Load Index
17	225/45R17	W	91	18	255/45ZR18	Y	99
	235/55ZR17	Y	99		275/45ZR18	Y	107
18	225/40R18	W	92	19	245/45ZR19	W	98
	235/45R18	W	94		255/45ZR19	Y	104
	235/50ZR18	Y	101		275/40ZR19	Y	101
	235/55ZR18	Y	104	20	245/40ZR20	Y	99
	245/45ZR18	W	100		265/40ZR20	Y	104
	245/50ZR18	Y	100		275/35ZR20	Y	102
	255/40R18	W	99				



GitiControl SUV880

For performance-minded drivers with premium SUV vehicles, the GitiControl SUV880 uses an advanced asymmetrical tread pattern and tread compound for outstanding cornering ability in wet and dry conditions.

Rim size:

17 - 20"

Aspect Ratio:

40 - 60

Max. speed:

240 - 300 km/h



advanztech
Giti Noise-Reduction
Technology

Uses advanced computer calculation methods to get the most optimized pattern design, minimizing driving noise.

	Size	Speed Rating	Load Index		Size	Speed Rating	Load Index
17	255/60R17	V	106	20	275/40ZR20	Y	106
19	265/50ZR19	Y	110		295/40ZR20	Y	110
	275/45ZR19	Y	108				

Giti



GitiSynergy^{H2}

German Engineering

Combined with German Engineering and AdvanZtech, GitiSynergy H2 is designed for mid and high-range vehicles for a terrific experience of comfort, safety, long mileage, and fuel savings.

Rim size:

14 - 19"

Aspect Ratio:

50 - 70

Max. speed:

190 - 300 km/h



	Size	Speed Rating	Load Index
14	165/70R14	T	81
	175/65R14	T	82
	185/60R14	H	82
15	175/65R15	H	84
	185/55R15	H	82
	185/60R15	H	88
	185/65R15	T	92
	185/65R15	T	88
	185/65R15	H	92
	185/65R15	H	88
	195/50R15	V	82
	195/55R15	V	85
	195/60R15	H	88
	195/65R15	H	91
16	195/65R15	H	95
	195/65R15	V	91
	175/60R16	H	82
	185/50R16	H	81
	185/55R16	V	87
	195/50R16	V	88
	195/55R16	V	91
	205/55R16	V	91
	205/55R16	W	91
	205/55R16	V	94
	205/55R16	H	91
	205/60R16	V	96
	205/60R16	H	96
	205/65R16	H	95
	215/55R16	W	97
17	215/60R16	V	99
	*215/65R16	H	98
	225/55R16	W	99

	Size	Speed Rating	Load Index
17	205/50R17	Y	93
	205/55R17	W	95
	205/55R17	Y	95
	215/50R17	Y	95
	215/55R17	H	98
	*215/55R17	W	94
	*215/60R17	H	96
	*215/65R17	V	99
	225/50R17	Y	98
	225/55R17	V	97
18	225/55R17	Y	101
	*225/60R17	V	99
	225/65R17	V	102
	*235/55R17	V	99
	235/65R17	V	108
	*215/50R18	W	92
	*215/55R18	V	99
	*225/50R18	W	99
	*225/55R18	V	98
	*225/60R18	V	100
19	*235/50R18	V	97
	*235/55R18	V	104
	235/60R18	T	103
	*235/60R18	W	107
	255/55R18	T	105
	*225/55R19	V	99



LONGEVITY AND FUEL SAVINGS

- Optimized pattern block geometry & sequence for low noise and smooth ride
- Improved rolling resistance for lower emissions and fuel savings. RR label A in selected sizes



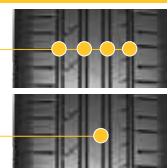
COMFORT AND SAFETY

- Large center blocks with 3D tread grooves deliver the utmost grip for better driving safety even on the wettest roads
- The new Giti Super Flat Contact (SFC) design provides a greater contact area and prevents tire deformation, thus reducing the irregular wear of tire shoulder and improving tire life



WET DRIVING STRENGTHS

- 4 Wide grooves for exceptional water drainage (3 grooves for section <195)
- Innovative new tread compound for extremely short braking distances - Wet Label A
- 4% improved aquaplaning resistance from previous generation



* Sidewall with "SUV"

Giti

Giti Comfort F50

GitiComfort F50 is a SUV tire featuring silence and comfort, less energy consumption, and outstanding handling in wet conditions.

Rim size:

16 - 20"

Aspect Ratio:

50 - 65

Max. speed:

210 - 240 km/h



advanztech
Giti Noise-Reduction
Technology

The unique noise-reduction technology not only reduces the noise decibel value, but also improves the ride comfort. Lower rolling resistance and shorter braking distance on wet ground bring pleasant and safe driving experience to drivers.

	Size	Speed Rating	Load Index
16	215/65R16	H	98
	215/60R17	H	96
17	215/65R17	V	99
	225/60R17	H	99
	225/65R17	H	102
	235/65R17	V	104
18	215/55R18	H	95
	215/55R18	V	95
	225/55R18	V	98
	225/60R18	H	100
	235/55R18	V	100
	235/60R18	H	103
19	235/65R18	V	106
	225/55R19	H	99
	235/50R19	V	99
	235/55R19	V	101
	235/60R19	H	107
20	255/45R20	H	101



COMFORTABLE AND QUIET

- Accurately adjusted tread pattern block length and sorting order, realizing spectrum adjustment of pattern noise:
- Reduces pattern noise, improving the ride comfort



- Multi-angle design of pattern grooves, to effectively suppress tire ground noise:
Reduces noise caused by pumping effect



- Silent design of tire outline and construction, and intelligent simulation evaluation method:
Reduces noise caused by tire construction vibration



ENERGY SAVING, ENVIRONMENT PROTECTION

- Dispersion-improved nano-silica reinforcing material, drastically reducing the amount of friction
- Restrains rising temperatures and reduces heat from tires, to save energy and fuel


NON
Aromatic
Oil

ECO
FRIENDLY



WET DRIVING SAFETY

- Improve drainage by breaking through residual water film, thus shortening braking distance and improving safety on wet ground



Giti

Giti Comfort 225 V1

A new generation of green energy-saving tire, using strict OEM requirements as the standard to meet the needs of alternative energy vehicles with large torque and heavier body weight.

Rim size:

16 - 22"

Aspect Ratio:

40 - 60

Max. speed:

210 - 240 km/h



advanztech

Giti Noise-Reduction Technology

Uses advanced computer calculation methods to get the most optimized pattern design, minimizing driving noise.

	Size	Speed Rating	Load Index
16	195/60R16	H	93
	205/55R16	V	91
17	205/50R17	H	93
	205/50R17	V	89
18	215/50R18	V	96
	225/45R18	V	95
	225/50R18	V	95
	225/55R18	H	98
	245/50R18	V	100
19	235/50R19	V	99
	235/55R19	V	101
20	245/45R20	V	103
	245/50R20	V	102
22	265/40R22	V	106



MINIMIZE WEAR AND TEAR FOR MORE ENERGY SAVINGS

- Lighter and stronger carcass and cap materials for a smoother ride: Reduced weight and energy consumption



- A new low-rolling resistance tread compound with multi-end modified solution polymerized styrene butadiene rubber(SSBR): Reduced tread heat and energy consumption



- Equipped with second-generation tire RR prediction technology: Lowered thickness of tread rubber and reduced energy loss



STRONG GRIP STABLE RIDE

- Blended with synthetic rubber with high styrene content and high moisture-resistant silica: Provides excellent wet grip



- Strong tread pattern design and gradual depth structure of the main groove: Greatly improves overall tire shoulder rigidity, providing a quicker response, stronger grip, and more sensitive steering



LESS NOISE MORE COMFORT

- S4-band pattern block variable pitch design, reducing the sharpness of tires hitting the road surface: Reduced instantaneous impact noise



Giti

Giti Comfort F22

GitiComfort F22 is a passenger car tire featuring silence and comfort, less energy consumption, and outstanding handling in wet conditions.

Rim size:

16 - 18"

Aspect Ratio:

40 - 65

Max. speed:

190 - 270 km/h



advanztech
Giti Noise-Reduction
Technology



The unique noise-reduction technology not only reduces the noise decibel value, but also improves the ride comfort. Lower rolling resistance and shorter braking distance on wet ground bring pleasant and safe driving experience to drivers.

	Size	Speed Rating	Load Index		Size	Speed Rating	Load Index
15	185/65R15	T	88	17	205/50R17	V	93
	195/65R15	H	91		205/55R17	H	91
16	195/55R16	V	91		215/50R17	V	95
	195/60R16	V	89		215/55R17	V	94
	205/55R16	V	94		215/55R17	H	94
	205/55R16	V	91		225/45R17	H	91
	205/55R16	H	91		225/50R17	V	94
	205/60R16	V	92		225/55R17	V	97
	205/60R16	H	92		225/55R17	H	97
	205/65R16	V	95		225/55R17	H	101
	215/55R16	V	93	18	215/50R18	H	92
	215/60R16	V	95		225/40R18	V	92
	215/60R16	H	95		225/45R18	V	95
	225/60R16	H	98		235/45R18	W	94
	225/60R16	V	98		235/50R18	H	101



COMFORTABLE AND QUIET

- Accurately adjusted pattern length and alignment:
Reduces noise of the patterns, improving ride comfort



- Multi-angle design of pattern grooves, to effectively suppress tire ground noise:
-Reduces noise caused by pumping effect



- Silent design of tire outline and construction, and intelligent simulation evaluation method:
Reduces noise caused by tire construction vibration



ENERGY SAVING, ENVIRONMENT PROTECTION

- Brand new silicon-oriented technology and mixing technology, decreasing heat from rubber
- Reduces heat from tire and rolling resistance, saving fuel

NON
Aromatic
Oil

ECO
FRIENDLY



WET DRIVING SAFETY

- High-dispersion nano-silica and sipe system combine to break through residual water film:
Improve drainage by breaking through residual water film, thus shortening braking distance and improving safety on wet ground



Giti



GitiComfort T29

GitiComfort T29, featuring high mileage, enhanced durability, and low noise, is perfect for ride hailing vehicles and optimized for EVs.

Rim size:

15 - 17"

Aspect Ratio:

50 - 65

Max. speed:

210 - 240 km/h



EQUAL FORCE CASING DESIGN

Improves overall handling, lowers irregular wear, and increases tire life.



advanztech

Giti Noise-Reduction Technology

Uses advanced computer calculation methods to get the most optimized pattern design, minimizing driving noise.

	Size	Speed Rating	Load Index
15	185/60R15	H	84
	185/65R15	H	88
	195/65R15	H	91
16	205/55R16	H	94
	205/60R16	H	99
	205/65R16	H	99
	215/60R16	H	99
17	205/50R17	H	93
	215/50R17	V	95
	215/55R17	V	98
	215/65R17	H	103
	225/55R17	V	101
	225/65R17	H	106



MILEAGE AND QUIET

- Reinforced carbon black with tiny particle and high molecular structure, to offer high mileage performance



- New design sipes to ensure the tread rigidity and decrease the noise



ENHANCED GRIP

- Two wider steel belt plies with high molecular material, enhance the tread rigidity, decrease the transformation and ensure the good grip and excellent handling



- Deeper sipes and decoration sipes: even decoration worn out, the sipes still exist which can ensure the grip in the later period



- Three wider grooves improve the tread block rigidity and wet grip/braking



COMFORT AND SAFETY

- Optimized apex improves sidewall rigidity, and offers good handling and comfort. High tension bead steel helps avoid breakage, maintain inner tire pressure, and ensure driving safety



Giti

Giti Comfort T20

GitiComfort T20, with strong construction and outstanding mileage, protects you from road hazards and provides a great driving experience.

Rim size:

12 - 16"

Aspect Ratio:

50 - 70

Max. speed:

190 - 240 km/h



EQUAL FORCE CASING DESIGN

Improves overall handling, lowers irregular wear, and increases tire life.



advanztech

Giti Noise-Reduction Technology

Uses advanced computer calculation methods to get the most optimized pattern design, minimizing driving noise.

	Size	Speed Rating	Load Index
12	145/70R12	T	69
13	155/65R13	H	73
	165/65R13	T	77
	165/70R13	T	83
	175/60R13	H	77
	175/70R13	T	82
	185/70R13	T	86
14	155/65R14	T	75
	165/60R14	H	75
	165/70R14	H	81
	175/60R14	H	79
	175/65R14	H	82
	175/70R14	H	84
	185/60R14	H	82
	185/65R14	H	86
	185/70R14	H	92
	195/60R14	H	86
	195/70R14	T	95
	205/60R14	H	88

	Size	Speed Rating	Load Index
15	175/60R15	T	81
	175/65R15	H	84
	185/55R15	H	82
	185/60R15	H	84
	185/65R15	H	88
	195/55R15	H	85
	195/60R15	H	88
	195/65R15	V	91
	205/65R15	V	94
16	185/55R16	H	83
	195/50R16	V	84
	195/55R16	H	91
	205/55R16	V	91
	215/60R16	H	95
	225/60R16	H	98



DURABILITY AND MILEAGE

- Reinforced sidewall technology
- Strong impact resistance of the sidewall



- Mutual-support pattern block design: Enhanced tread rigidity and less chipping



- 5-pitch pattern design and 72-pitch arrangement: Less noise for more comfort



- Double-layer steel belt and cap ply structure with high constraint
- Strong tire crown for stable driving
- Increasing durability and mileage



Giti Comfort



Giti Comfort 228^{V1}

This newly upgraded tire provides great comfort and low noise, while also delivering great control and handling for premium and modern vehicles.

Rim size:

16 - 18"

Aspect Ratio:

45 - 65

Max. speed:

210 - 270 km/h



advanztech

Giti Noise-Reduction Technology

Uses advanced computer calculation methods to get the most optimized pattern design, minimizing driving noise.

Size	Speed Rating	Load Index	Size	Speed Rating	Load Index	Size	Speed Rating	Load Index
16 195/60R16	H	89	17 205/50R17	W	93	18 225/45R18	V	95
205/45R16	H	87	215/45R17	V	91	235/45R18	V	94
205/55R16	V	91	215/50R17	V	91	245/45R18	V	100
205/60R16	V	92	215/55R17	V	94			
205/65R16	V	95	225/45R17	V	90			
215/45R16	V	90	225/50R17	V	94			
215/55R16	V	93	235/45ZR17	W	93			
225/55ZR16	W	95	235/50R17	V	96			



Giti Comfort 520^{V1}

Feel at ease when driving! This newly upgraded comfort SUV tire adds even more performance to its focus on comfort and safety, allowing for better control and braking.

Rim size:

16 - 21"

Aspect Ratio:

45 - 65

Max. speed:

190 - 240 km/h



advanztech

Giti Noise-Reduction Technology

Uses advanced computer calculation methods to get the most optimized pattern design, minimizing driving noise.

Size	Speed Rating	Load Index	Size	Speed Rating	Load Index
16 215/65R16	H	102	18 235/55R18	V	100
17 215/60R17	H	96	255/60R18	T	112
18 215/55R18	H	95	21 255/45R21	H	102
235/65R18	V	106			

Giti

GitiXross **HT 71**

A next-generation high-mileage tire specially designed for pick-ups and on-road SUVs, providing greater comfort with lower noise.

Rim size:

17 - 20"

Aspect Ratio:

55 - 70

Max. speed:

180 - 240 km/h



EQUAL FORCE CASING DESIGN

Improves overall handling, lowers irregular wear, and increases tire life.



advanztech
Extra Durable Technology

Combination of tread compound, pattern design, and overall casing structure significantly improves tire durability and rigidity.

	Size	Speed Rating	Load Index
17	225/65R17	H	106
	255/70R17	T	112
	265/65R17	T	112
	265/65R17	S	116
18	265/60R18	H	114
	265/60R18	H	110
	265/65R18	H	114
	265/65R18	T	114
	265/70R18	T	116
19	225/55R19	V	103
	235/55R19	V	105
20	275/55R20	H	113



HIGH WEAR RESISTANCE FOR LONGER MILEAGE

- Nanoscale-reinforced rubber tread compounds Enables tight bonding between filling molecules for higher wear resistance
- Dynamic pressure balancing technology Optimizes tread contour for better performing wear-resistance and tire contact pressure distribution for minimized irregular wear and extended mileage



LOWER NOISE FOR INCREASED COMFORT

- Cross-shaped groove design for noise reduction Cross-shaped groove effectively disperses airflow and reduces vibration, thereby reducing noise
- Innovative tread block noise reduction technology Reduces impact of tread blocks on the road surface for lower noise and greater comfort



STRONGER CASING FOR HIGHER LOADS

- High-strength casing construction Casing build with next-generation high-strength polyester fiber for 30% higher strength and increased safety
- Crown steel with high load capacity Enhanced tread rigidity, puncture resistance and load capacity



Giti 4X4



Giti 4X4 AT71

A specially designed all-terrain tire for off-road vehicles, featuring low noise, better handling, and high durability.

Rim size:

16 - 20"

Aspect Ratio:

50 - 70

Max. speed:

180 - 210km/h



EQUAL FORCE CASING DESIGN

Improves overall handling, lowers irregular wear, and increases tire life.

	Size	Speed Rating	Load Index
16	245/70R16	T	111
17	225/65R17	T	102
	265/65R17	T	112
	LT245/65R17	S	105/102
	LT265/65R17	S	120/117
18	235/60R18	T	103
	265/60R18	S	110
	265/60R18	T	110
	265/65R18	T	114
	265/70R18	S	116
	265/70R18	T	116
	275/65R18	T	116
	LT285/60R18	S	121/118
19	255/60R19	H	109
20	LT285/50R20	S	119/116



OFF-ROAD PERFORMANCE

- Special detail design at the bottom of groove :
reduce stone residue



- Open transverse groove design : effectively remove
sediment and improve off-road performance



NOISE REDUCTION PER FORMANCE

- Shoulder one-third transverse groove design :
block noise transmission



- Segmented discontinuous transverse trench
design : improve stiffness and reduce noise



Giti

Giti 4X4 *AT* 70

Giti4x4 AT70 is a premium off-road offering. Utilizing tank-inspired technology and featuring an attractive and aggressive pattern, it is ideal for the adventurer in you.

Rim size:

15 - 20"

Aspect Ratio:

50 - 75

Max. speed:

170 - 190 km/h



EQUAL FORCE CASING DESIGN

Improves overall handling, lowers irregular wear, and increases tire life.



advanztech
Extra Durable Technology

Combination of tread compound, pattern design, and overall casing structure significantly improves tire durability and rigidity.

	Size	Speed Rating	Load Index
15	31x10.50R15LT	S	104/101
	LT235/75R15	S	109
16	245/70R16	T	111
	245/70R16	S	107
	255/70R16	T	111
	265/70R16	S	112
	265/75R16	S	116
	LT225/75R16	S	118/116
	LT235/70R16	S	104/101
	LT245/75R16	S	120/116
17	LT245/70R16	S	111/109
	LT265/70R16	S	117/114
	245/75R17	T	112
	255/65R17	T	110
	265/65R17	T	112
	285/65R17	S	116
	LT265/65R17	S	120/117
	LT265/70R17	R	121/118

	Size	Speed Rating	Load Index
18	255/65R18	T	111
	265/60R18	S	110
	265/60R18	T	114
	265/65R18	T	114
20	285/60R18	T	116
	265/50R20	T	111
	265/55R20	T	113
	275/55R20	T	117



OFF-ROAD PERFORMANCE

- Increased tread width:
Improved grip



- Crown pattern block with gravel simulation design:
Strengthened grip on gravel-paved surface



- Tread compound with higher natural rubber content:
Tougher tread with higher resistance to cutting



SAFE AND DURABLE

- 3-layer casing + 5-layer sidewall:
Increased strength for higher casing impact resistance



- Sidewall thickness up to 5.0 mm:
Protects the sidewall from piercing



- 3.5 mm high "guardrail" protection bar:
Blocks gravels to reduce sidewall damage



Giti 4X4

Giti



Giti Xcursion XT 71

Engineered for the rugged terrains, GitiXcursion XT71 provides excellent off-road performance for those craving wild adventures.

Rim size:

14 - 20"

Aspect Ratio:

50 - 75

Max. speed:

160 km/h



EQUAL FORCE CASING DESIGN

Improves overall handling, lowers irregular wear, and increases tire life.



advanztech
Extra Durable Technology

Combination of tread compound, pattern design, and overall casing structure significantly improves tire durability and rigidity.

	Size	Speed Rating	Load Index
14	27x8.50R14LT	Q	95
15	30x9.50R15LT	Q	104
	31x10.50R15LT	Q	109
	33x12.50R15LT	Q	108
	LT215/75R15	Q	100/97
	LT235/75R15	Q	104/101
16	LT245/70R16	Q	113/110
	LT245/75R16	Q	120/116
	LT265/70R16	Q	117/114
	LT265/75R16	Q	112/109
	LT285/75R16	Q	116/113
17	LT245/65R17	Q	111/108
	LT265/65R17	Q	120/117
	LT265/70R17	Q	121/118
	LT285/70R17	Q	121/118
18	35x12.50R18LT	Q	118
	LT265/60R18	Q	114/110
	LT265/65R18	Q	117/114
	LT285/60R18	Q	118/115
20	33x12.50R20LT	Q	114
	35x12.50R20LT	Q	121
	LT265/50R20	Q	110/107
	LT275/55R20	Q	115/112



OFF-ROAD PERFORMANCE

RUGGED-TERRAIN CAPABILITY

Armor 2.0 - Reinforced Shoulder Blocks


- Thicker armor arranged as interlocking chains prevents cuts from large stones
- 3PMS and POR Certified



STRONG TRACTION

Tank Track-Inspired Design

- Tire tread integrated with zig-zag grooves, stepped-wedge groove edges, and staggered ladder shoulders provide traction on rugged roads



SAFE AND DURABLE

ANTI-PUNCTURE

Large Pattern Blocks on Shoulder

- Large armor-shaped pattern blocks protect tire from harsh conditions and punctures



STRONGER CASING FOR HIGHER LOADS

ENHANCED LOAD CAPACITY

Patented Load Bearing Protector

- High-strength casing construction
- Patented tire construction method reinforces tire bead durability and protects tire rim





Giti 4X4 *HT* 152

Giti4x4 HT152 is a top-level highway-terrain tire, featuring enhanced wet grip for better safety, and offering great mileage for long distance driving.


Rim size:

 16 - 20"

Aspect Ratio:

 50 - 70

Max. speed:

 190 - 240 km/h



EQUAL FORCE CASING DESIGN

Improves overall handling, lowers irregular wear, and increases tire life.



advanztech
Extra Durable Technology

Combination of tread compound, pattern design, and overall casing structure significantly improves tire durability and rigidity.

	Size	Speed Rating	Load Index		Size	Speed Rating	Load Index		Size	Speed Rating	Load Index		Size	Speed Rating	Load Index
16	215/65R16	H	98	17	225/65R17	H	99	18	235/50R18	H	97	20	275/60R20	H	115
	215/70R16	H	100		235/55R17	H	102		235/55R18	H	100		285/50R20	V	116
	225/70R16	T	103		235/60R17	H	102		235/60R18	H	103				
	235/70R16	H	106		235/65R17	H	104		245/60R18	H	105				
	245/70R16	T	111		245/65R17	H	111		255/60R18	H	112				
	255/70R16	H	111		265/65R17	T	112		255/60R18	H	108				
	265/70R16	T	112		265/70R17	T	115		265/60R18	T	110				
17	215/60R17	H	96	18	215/55R18	H	95	19	245/55R19	H	103				
	225/55R17	H	97		225/55R18	H	98								
	225/60R17	H	99		225/60R18	H	104								



Giti 4X4 *AT* 100

A specially-designed tire for SUV/4x4 vehicles, balancing strong off-road capabilities with on-road comfort.

Rim size:

 15 - 20"

Aspect Ratio:

 50 - 75

Max. speed:

 170 - 190 km/h



EQUAL FORCE CASING DESIGN

Improves overall handling, lowers irregular wear, and increases tire life.



advanztech
Extra Durable Technology

Combination of tread compound, pattern design, and overall casing structure significantly improves tire durability and rigidity.


	Size	Speed Rating	Load Index		Size	Speed Rating	Load Index		Size	Speed Rating	Load Index		Size	Speed Rating	Load Index
15	LT215/75R15	S	100/97	16	LT245/75R16	S	120/116	17	225/65R17	T	102	18	235/60R18	T	103
	LT225/75R15	S	102/99		LT265/70R16	S	117/114		235/65R17	T	104		265/60R18	S	110
	LT235/75R15	R	104/101		LT265/75R16	S	119/116		265/70R17LT	S	121/118		285/60R18	T	116
16	215/65R16	T	98	17	LT275/70R16	S	119/116	18	LT265/65R17	S	120/117	20	LT285/50R20	S	119/116
	LT245/70R16	S	111/109		225/60R17	T	99		LT275/65R17	S	121/118				



Giti Van 600

The GitiVan 600 is known for its consistency and durability, providing commercial van drivers with an all-around tire they can trust.


Rim size:

 12 - 16 "

Aspect Ratio:

 70 - 75

Max. Load:

 462 to 1060 / tire



EQUAL FORCE CASING DESIGN

Improves overall handling, lowers irregular wear, and increases tire life.



advanztech
Extra Durable Technology

Combination of tread compound, pattern design, and overall casing structure significantly improves tire durability and rigidity.

	Size	Speed Rating	Load Index
12	145R12C LT	Q	80/78
	155R12C LT	N	83/81
13	155R13C LT	S	90/88
	175R13C LT	Q	97/95
14	175/70R14C LT	S	95/93
	185R14C LT	R	102/100
	195R14C LT	N	105/103
	205R14C LT	N	107/105
15	205/70R15C LT	R	104/102
16	195/75R16C LT	N	110/108
	215/75R16 LT	R	112/109



DURABILITY AND MILEAGE

- Double-layer high-strength steel belt and high-strength nylon cap ply:
Enhanced tread rigidity, eliminating deformation



Full nylon ply
Double-layer high-strength steel belt

- High-strength casing with polyester ply:
Increased casing strength



- Continuous and large pattern block design:
Increased tread block rigidity, eliminating irregular wear



- Wear-resistant tread compound for commercial vehicles:
Higher wear resistance





Giti Van 600^{v1}

This newly upgraded commercial van option provides extra mileage and stronger load-carrying capabilities, while still delivering a comfortable ride.

Rim size:

14 - 16"

Aspect Ratio:

60 - 75

Max. Load:

630 to 975 / tire



EQUAL FORCE CASING DESIGN

Improves overall handling, lowers irregular wear, and increases tire life.



advanztech Extra Durable Technology

Combination of tread compound, pattern design, and overall casing structure that significantly improves tire durability and rigidity.

	Size	Speed Rating	Load Index
14	165R14 LT	S	96/95
	175R14 LT	N	99/97
	175/70R14 LT	S	95/93
	175/75R14 LT	N	99/96
	185R14 LT	R	102/100
15	215/75R14 LT	R	104/101
	185R15C LT	R	103/102
	195R15C LT	R	106/104
	195/70R15C LT	R	104/101
	215/70R15C LT	R	104/101
16	225/70R15C LT	R	106/103
	185/75R16C LT	R	100/97
	195/75R16 LT	S	102/99
	205/75R16 LT	R	110/107
	215/70R16C LT	T	106/102
	215/75R16C LT	R	107/104
	215/75R16C LT	S	116/114
	215/75R16 LT	S	112/109



DURABILITY AND MILEAGE

- Utilizing an ultra-durable compound for high wear resistance
- Increased groove depth and the ground contact area: even ground pressure effectively, avoiding irregular wear




NOISE REDUCTION AND SAFETY

- Enclosed tire shoulder design effectively block the propagation of sound waves, reducing noise
- Five-pitch design significantly reduces noise produced during driving



- Shoulder-penetrating steel plate design balanced dry and wet breaking performance
- Wide main grooves and lateral grooves ensure excellent drainage performance



Giti



Giti Van 600^B

A new-generation commercial tire with improved wear resistance and higher durability for heavy usage on all roads.

Rim size:

 12 - 17"

Aspect Ratio:

 60 - 75



EQUAL FORCE CASING DESIGN

Improves overall handling, lowers irregular wear, and increases tire life.



advanztech
Extra Durable Technology


Combination of tread compound, pattern design, and overall casing structure significantly improves tire durability and rigidity.

	Size	Speed Rating	Load Index
12	145R12C LT	N	86/84
	155R12C LT	R	88/86
14	195R14C LT	Q	110/108
	205R14C LT	Q	113/111
	205/75R14C LT	S	113/111
16	215/65R16C LT	T	109/107
	215/65R16 LT	T	113/110
17	235/60R17C LT	T	117/115
	235/60R17 LT	T	112/109



LARGE SHOULDER BLOCK WITH INTEGRATED SIPES

- Comfortable and quiet drive



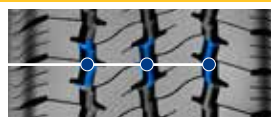
CIRCUMFERENTIAL RIB DESIGNED WITH LATERAL SIPES

- Excellent grip on both wet and dry road condition. Lower noise level and improved mileage for longer service



THREE WIDE CIRCUMFERENTIAL GROOVES

- Effectively disperse water, reducing aquaplaning and improving handling on wet road conditions



Giti Van

Giti

GitiUtility 668^{V1}

GitiUtility 668V1 is a highly popular commercial light truck pattern featuring durability and mileage, focusing on enhancing driving efficiency and experience.

Rim size:



Aspect Ratio:



Max. Load:



EQUAL FORCE CASING DESIGN

Improves overall handling, lowers irregular wear, and increases tire life.



advanztech
Extra Durable Technology

Combination of tread compound, pattern design, and overall casing structure significantly improves tire durability and rigidity.

	Size	Speed Rating	Load Index
16	6.00R13 LT	N	98/93
	6.50R16 LT	N	107/102
	7.00R16 LT	N	115/110
	7.50R16 LT	N	122/118




DURABILITY AND MILEAGE


- Double-layer high-strength steel belt and high-strength nylon cap ply:
Enhanced tread rigidity, eliminating deformation



- FEA construction:
Optimizes and uniformly distributes contact pressure, preventing irregular wear and improving wear performance




- Strong bead design:
Improved bead durability, delivering longer service life



- Applied high modulus and low-shrinkage polyester ply:
Strong casing, delivering good load carrying performance for longer service life



- Shallow sipe design:
Good wet grip



Giti Van

Drive with
Peace of Mind

GO UP TO 80 KM/H
FOR UP TO 80 KILOMETERS
IN THE EVENT OF A PUNCTURE



Giti Tire RunFlat Benefits

PEACE OF MIND

Giti's RunFlat tires give drivers the confidence that they won't be stranded with a flat tire.



THE INNER SUPPORT RING

Inside the tire supports the vehicle after a loss of air pressure, allowing the tire to function and the vehicle to continue on the road.

MORE TRUNK SPACE

Giti's RunFlat tires eliminate the need for a spare tire, allowing for more space to put the things that matter most to you.



With Spare Tire



Using RunFlat Tire




Giti RunFlat Technology

Drive with peace of mind at zero air pressure




Special grade rubber for the inner support ring

More steel cords in the bead



Drive safely for 80km at zero air pressure

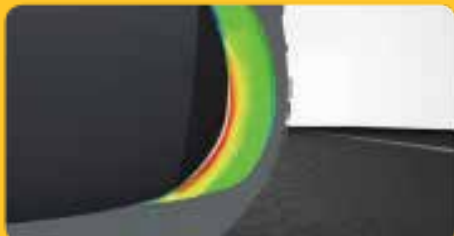


Bead allows the tire to firmly grip to the wheel

Drive comfortably at normal air pressure



Optimize distibution of stress points in the inner support ring








Allow flexible sidewall for higher riding comfort



GitiControl P10 *Run Flat tire*





	Size	Speed Rating	Load Index
18	225/45R18	Y	95
	225/50R18	W	95
	235/50R18	V	97
	245/40R18	Y	97
	245/45R18	W	100
	245/50R18	W	100
19	245/40R19	Y	98
	245/45R19	Y	98
	245/50R19	W	105
	255/50R19	V	107
	275/35R19	Y	96
	275/40R19	Y	101
20	255/45R20	V	101

Advantages	Features		Benefits
Safe driving with zero air pressure	 Special support rubber ring	Special support rubber ring with thick bead wire	Strong holding of tire to rim
More comfortable driving under normal air pressure		Optimized support and uniform stress	Sufficient elasticity of support rubber and faster convergence during vibration
Sporty and comfortable		Increased pattern stiffness and wider main groove, together with three-dimensional chamfer design	Good handling and prompt response, efficient water disperse capacity and more stable while cornering
		High dispersive silica in the tread compound	Improve adhesion on wet road surface
		Full freedom pattern dislocation optimization technology and Bird-feather bionic curve on the bottom of main groove	Scatter air flow in main groove and disperse impact energy with road surface to reduce noise



GitiControl P80 *Run Flat tire*






	Size	Speed Rating	Load Index
17	225/60R17	V	99
18	255/55R18	W	109
19	235/55R19	V	101
	255/50R19	W	107
20	255/45R20	W	101
	275/40R20	W	106
	315/35R20	W	110

Advantages	Features		Benefits
Safe driving with zero air pressure		Special support rubber ring with thick bead wire	Strong holding of tire to rim
More comfortable driving under normal air pressure		Optimized support and uniform stress	Sufficient elasticity of support rubber and faster convergence during vibration
Short wet braking distance		Wide grooves and 3D pattern design to optimize contact area	Increase road holding and water evacuation on wet surface
		Tread specific compound	Strong grip



GitiComfort F22 *Run Flat tire*

	Size	Speed Rating	Load Index
16	205/55R16	V	91
	205/60R16	V	92
	225/55R16	W	95
	225/45R17	W	91
17	205/55R17	V	91
	225/50R17	W	94
	225/55R17	W	97

Advantages	Features		Benefits
Safe driving with zero air pressure	 Special support rubber ring	Special support rubber ring with thick bead wire	Strong holding of tire to rim
More comfortable driving under normal air pressure		Optimized support and uniform stress	Sufficient elasticity of support rubber and faster convergence during vibration
Quiet and comfortable		Multiple groups of pattern block dislocation arrangement	Targeted to solve the noise generated by the tire hitting the ground
		The four main grooves are designed with high density mesh water breaking dislocation sipe	Effectively puncturing the water film, increasing the rubber grounding area, improving safety on wet ground
		RR SimTech 2.0 simulation technology	Reduce crown deformation and energy loss caused by hysteretic work during tire movement



Supplying for over **300**
passenger car models worldwide



TRUSTED BY Top Auto Manufacturers

By providing high-quality products and building strong relationships, Giti has earned the trust of vehicle manufacturers worldwide and now supplies tires to over 300 passenger car models globally. In 2023, with product series like Giti Control and Giti Comfort for various vehicles, Giti Tire solidified its position as a leading OEM in the industry.



2024 OEM Highlights

Volkswagen ID.Buzz

Marking Giti's global OEM capabilities, Giti achieved its first EV Original Equipment project in Europe with the Volkswagen ID. Buzz. The AAA-Rated GitiSynergy H2, featuring great wet performance, long mileage, and fuel efficiency, provides an optimal solution to this electric iteration of the Volkswagen icon.

OE TIRE:
235/60R18 255/55R18
**GitiSynergy
H2**



OE TIRE:
245/45R19 98V
**GitiControl
P10**

BYD HAN

Giti's long-standing partnership with BYD, one of the leading Electric Vehicle manufacturers around the globe, lays the groundwork for future collaboration and sustained success. Equipped with GitiControl P10, a perfect combination of control and comfort available in various forms such as GitiSilent and Runflat, BYD Han is one of the many OE projects that benefit from Giti's advanced technology.

ZEEKR 001 FR

Going from 0-100km/h in 2.36 second with an impressive 1,256 horsepower, the Zeekr 001 FR was the first Giti-equipped supercar. As a testament to Giti's ability to perform both on the tracks and on the streets, the GitiCompete GTR2 Pro brings race-proven technology and competitive experience to complement the performance prowess of Zeekr 001 FR.

OE TIRE:
265/40ZR22
295/35ZR22
**GitiCompete
GTR2 PRO**



Giti OEM Fitment Listing

	Tire Size	Load Index & Speed Rating	Vehicle Brand	Vehicle Model	NEV
GitiControl P10	235/45R19	99V	BYD	Seal DMI	✓
	225/50R18	95V	BYD	Seal DMI	✓
	255/45R20	105V	Shenlan	S7	✓
	235/55R19	105V	Shenlan	S7	✓
	245/45R19	102V	Shenlan	SL03	✓
	225/50R18	99V	GAC	E8	
	225/45R18	95W	GAC	Empow	✓
	245/40R19	98W	HYCAN	A06	✓
	245/45R19	102V	Hozon	Neta S	✓
	245/45R18	100W	HYCAN	A06	✓
	235/45R19	99V	Geely	Boyue COOL	
	225/50R18	99V	MG	D7	✓
	235/50R18	101V	Smart	Smart 1#	✓
	225/50R18	95V	ROEWE	D7 EV	✓
	235/50R19	99V	Volkswagen	Tiguan L	
	255/45R19	100V	Volkswagen	Tiguan L	
	235/55R18	100V	Volkswagen	Tiguan L	
GitiControl P10 <small>Giti@Silent</small>	245/45R19	98V	BYD	Han DMI	✓
	245/50R19	105V	LUXEED	S7	✓
	245/50R19	105V	EXEED	EXEED ES	✓
	225/45R18	95V	GAC	Empow	✓
GitiControl P80 <small>Giti@Silent</small>	255/50R20	109V	BYD	Tang DMI	✓
GitiComfort F22	215/55R17	94V	BYD	Qin PLUS	
	215/55R17	94V	BYD	Qin PRO DM-i	✓
	225/60R16	98V	BYD	Qin PLUS	
	225/45R18	95V	Changan	CS35	
	225/45R18	95V	Changan	CS35 PLUS	
	225/45R17	91H	Volkswagen	Lavida	
	205/55R17	91H	Volkswagen	T-Cross	
	225/55R17	97H	Volkswagen	Tharu	
	205/55R16	91H	Volkswagen	Lavida	
	205/60R16	92H	Volkswagen	T-Cross	
	185/65R15	88T	Volkswagen	POLO	
	195/65R15	91H	Volkswagen	Lavida	
	225/45R18	95V	GAC	Empow	
	225/55R17	101H	GAC	E8	
	215/55R17	94H	GAC	M6 pro	
	225/50R17	94V	GAC	Empow	
	205/55R16	91V	GAC	GA4	
	225/45R18	95V	Geely	GEOME C	✓
	225/45R18	95V	Geely	Dihao GS	
	235/50R18	101H	JAC	Ruifeng M6	
	205/50R17	93V	Geely	Dihao L DMI	✓
	225/50R17	94V	Geely	GEOME C	✓
	215/55R17	94V	JAC	SOL E50A	✓
	215/55R17	94V	Geely	Borui	
	205/50R17	93V	Geely	4th generation Emgrand	
	215/55R17	94V	Geely	Xingrui	
	215/50R17	95V	JAC	Ruifeng S4	
	205/55R16	91V	JAC	Yiwei 3	✓
	195/55R16	91V	Geely	4th generation Emgrand	
	205/50R17	93V	Chery	ARRIZO 5 Plus	
GitiComfort F22 <small>Giti@Silent</small>	215/50R17	95V	BAIC ArcFox	Kaola	✓
	225/50R17	94V	GAC	Empow	✓
GitiComfort F22^A	215/50R17	91V	PEUGEOT	PEUGEOT 408	
GitiComfort F50	235/55R19	101V	BAIC ArcFox	Beijing X7	
	215/55R18	95V	BAOJUN	BAOJUN 530	
	215/55R18	95H	PEUGEOT	PEUGEOT 2008	
	225/60R18	100H	BYD	Song PRO-DM-i	✓
	215/60R17	96H	PEUGEOT	PEUGEOT 2008	
	225/55R19	99H	Changan	CS55 PLUS	
	225/55R19	99H	Changan	CS75 PLUS	
	235/60R19	107H	GWM	2nd generation Big Bog	
	225/55R18	98V	Changan	CS55 PLUS	
	225/60R18	100H	Changan	CS75	
	225/60R18	100H	Changan	CS75 PLUS	
	225/60R18	100H	GWM	Cool Dog	
	225/65R17	102H	Changan	CS75	
	235/50R19	99V	GAC	GS4 PLUS	
	215/55R18	95H	GAC	GS3	
	225/55R18	98V	GAC	GS4	
	225/60R17	99H	GAC	GS4	
	235/60R19	107H	Haval	Haval Big Dog	

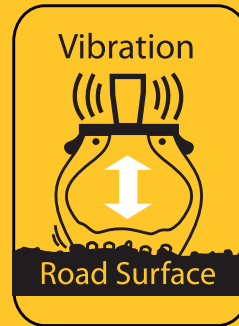
Giti OEM Fitment Listing

	Tire Size	Load Index & Speed Rating	Vehicle Brand	Vehicle Model	NEV
GitiComfort F50	235/65R18	106V	Haval	Haval Big Dog	✓
	225/60R18	100H	Hozon	Neta U	
	225/55R19	99H	Geely	Boyue	
	235/50R19	99V	Geely	Haoyue	
	215/55R18	95V	Geely	ICON	
	215/55R18	95V	Geely	Binyue	
	225/60R18	100H	Geely	Boyue	
	225/55R18	98V	Geely	Boyue COOL	
	235/55R18	100V	Geely	Xingyue	
	225/60R18	100H	Geely	NEW VISION X6	
	235/60R18	103H	JAC	Ruifeng S7	✓
	225/55R18	98V	JAC	SOL X6	
	215/60R17	96H	Geely	ICON	
	225/60R17	99H	JAC	SOL X6	
	215/55R18	95V	Lynk&Co	Lynk&Co 06	
	255/45R20	101H	Chery	JETOUR X70 PLUS	
	235/60R18	103H	Chery	JETOUR X70EV	
	235/60R18	103H	Chery	JETOUR Dasheng	
	215/55R18	95H	Chery	OMODA 5	
	225/60R18	100H	Chery	New Ruihu 7	
	235/55R18	100V	Chery	New Ruihu 8	
	215/60R17	96H	Chery	New Ruihu 5X	
GitiComfort F50+	235/55R18	100V	BYD	Song PLUS	
	235/55R18	100V	FOTON	Lingrui	
	235/55R18	100V	SAIC MAXUS	D60	
GitiComfort 225^{VI}	245/50R20	102V	BYD	Corvette 07	✓
	245/45R20	103V	BYD	Tang DMI	✓
	235/55R19	101V	BYD	Corvette 07	✓
	235/50R19	99V	BYD	Song PLUS Dmi	✓
	235/50R19	99V	BYD	Song PRO-DM-i	✓
	225/45R18	95V	BAIC ArcFox	ShenBao EU7	✓
	245/50R18	100V	BYD	e9	✓
	225/50R18	95V	BYD	Seal	✓
	235/55R19	101V	GAC	EMKOO	✓
	245/45R20	103V	Geely	Boyue L	✓
	245/45R20	103V	Geely	Xingyue L	
	225/45R18	95V	JAC	E40X	
	205/50R17	89V	JAC	Yiwei 3	✓
	215/50R18	96V	Ora	Good Cat	✓
	225/45R18	95V	Chery	ARRIZO 8	✓
	225/55R18	102V	SAIC MAXUS	G20 Plus	
GitiComfort 228^{VI}	215/55R17	94V	BYD	Qin PRO DMI	✓
	205/50R17	93W	BYD	Qin DMI	✓
	225/60R16	98V	BYD	Qin PRO DMI	✓
	205/55R16	94V	BYD	Qin DMI	✓
	205/50R17	93W	Geely	Emgrand EV	✓
	205/50R17	93W	JAC	iEVA50	✓
	205/60R16	92H	Geely	GEOME A	✓
GitiXross HT71	265/65R18	114H	BAIC ArcFox	BJ60	✓
	265/65R18	114H	BAIC ArcFox	BJ40	
	265/65R18	114T	BYD	Fang Cheng Bao 5	
	265/60R18	114H	GWM	Tank 500	
	265/60R18	114H	GWM	Shanghai Pao	
	265/60R18	114H	GWM	Chengyong Pao	
	265/65R17	112T	GWM	Tank 300	
	265/70R18	116T	FOTON	Mars 9	
	265/65R18	114H	JMC	Dadao	
	265/65R17	112T	JMC	Dadao	
	255/70R17	112T	JMC-Ford	Ranger Pickup	✓
	225/65R17	106H	Geely	Radar RD6	
Giti4x4 AT71	265/70R18	116T	FOTON	Mars	
	255/60R19	109H	JETOUR	JETOUR Traveller	
	255/65R18	111T	Zhengzhou Nissan	Rich 6 Pickup	
	255/65R17	111T	Zhengzhou Nissan	Navara	
	265/60R18	114T	SAIC MAXUS	D90 Territory	
	265/60R18	114T	SAIC MAXUS	T90	
	245/70R16	107S	SAIC MAXUS	T70	
GitiComfort T29	215/65R17	103H	Geely	London Taxi	✓
GitiVan 600	215/75R16LT 10PR	112/109R	JAC	Xinrui (Short Axle)	
GitiVan 600^B	235/60R17C 10PR	112/109T	SAIC MAXUS	Xintu V70	
	215/65R16C 8PR	109/107T	SAIC MAXUS	Xintu V90	
Savero HT	255/65R17	110S	ISUZU	Lingtuo	

General Function of Tires for All Types of Vehicles



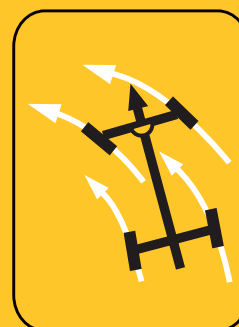
- 1. Weight-bearing**
Air pressure and tire construction are important factors to carry and sustain the weight of vehicles.



- 2. Absorb shocks**
Air pressure and tire construction reduces initial road vibrations and shocks before being muted again by the suspension .



- 3. Delivering power from the engine**
Tires serve to deliver power from the engine to move the vehicle and also provides traction and braking performance .



- 4. Translating steering wheel movement**
Tires are very important in controlling the direction of the vehicle, which will determine the maneuvering capability and stability in driving.

Understand Tire Size



Tires have its 'language' to communicate in the form of a series of numbers and letters to indicating data specification, brand and type. It is universal and has been agreed by all tire manufacturers worldwide.

Here are the meanings of these codes:

1. Tire width (in mm)
2. A tire's aspect ratio is the dimensional relationship of the tire's section height to section width, expressed as a percentage.
3. Diameter of wheel (in inches)
4. Load Index
5. Speed Index

Understand Load Index and Speed Rating

The Speed index is an assigned letter ranging from J to Z that corresponds to the reference maximum speed at the associated load index. Refer to the load index and speed rating tables below.

These two elements put together are called the service description and are mutually dependent. The table below gives the load index and the speed symbol with their corresponding value.

UTQG (Uniform Tire Quality Grades) Rating

The UTQG (Uniform Tire Quality Grades) rating is a labeling requirement by the U.S Department of Transportation for all tire manufacturers. The label of UTQG represents a tire's Treadwear, Traction and **Temperature** resistance. Traction and temperature resistance ratings are specific performance levels, while treadwear ratings are assigned by manufacturers following tests conducted and are reliable when comparing tires of the same brand.



The UTQG rating comprises of 3 components.

Treadwear

The treadwear grade indicates the wear rate of a tire and is a comparative rating based on test conducted by tire manufacturers. The grades are not an indication of actual mileage, but can be used as a relative comparison. For example, a grading of 400 should last twice as long as a tire graded 200, given similar driving conditions in the same brand.

Traction

Traction rating is an indication of a tire's ability to stop on wet pavement. The braking distance is indicated by ratings of "AA" (highest braking ability), "A", "B" and "C". Traction rating only indicates straight line wet braking and does not indicate wet cornering abilities of the tire.

Temperature

Temperature resistance rating indicates the tire's ability to withstand heat. It is graded according to a properly inflated and not overloaded tire. It is graded from "C", being the lowest, to "B" and "A" ratings.

Load Index (Symbol and Maximum Load in Lbs & Kg)

LI	Lbs	Kgs	LI	Lbs	Kgs	LI	Lbs	Kg	LI	Lbs	Kg
71	761	345	81	1019	462	91	1356	615	101	1819	825
72	783	355	82	1047	475	92	1389	630	102	1874	850
73	805	365	83	1074	487	93	1433	650	103	1929	875
74	827	375	84	1102	500	94	1477	670	104	1984	900
75	853	387	85	1135	515	95	1521	690	105	2039	925
76	882	400	86	1168	530	96	1565	710	106	2094	950
77	908	412	87	1201	545	97	1609	730	107	2149	975
78	937	425	88	1235	560	98	1653	750	108	2205	1000
79	963	437	89	1279	580	99	1709	775	109	2271	1030
80	992	450	90	1323	600	100	1764	800	110	2337	1060

Speed Rating (Symbol and Maximum Speed in MpH & KmH)

	J	K	L	M	N	P	Q	R	S	T	H	V	W	Y
MpH	62	68	75	81	87	93	100	106	113	118	130	150	168	188
KmH	100	110	120	130	140	150	160	170	180	190	210	240	270	300

Note: A "ZR" may appear for tires having a maximum speed capability above 240km/h (150 mph)



www.giti.com